

A simple rule how to decide whether the door is left or right hand:

For hinged doors:

Stand in front of the closed door where you can see the hinges.

If the hinges are to the right, it is a right hand door.

If the hinges are to the left, it is a left hinged door.

Note that the door handing of the door is always decided from position of the hinge knuckles.

For sliding doors:

Stand in the front of the door on "track-side" with the door in closed position.

If the door opens to the right it is a right hand door.

If the door opens to the left it is a left hand door.

DEFINITION FOR SINGLE-LEAF HINGED DOORS

HINGE OPPOSITE SIDE



HINGE SIDE
LEFT HAND


HINGE OPPOSITE SIDE



HINGE SIDE
RIGHT HAND

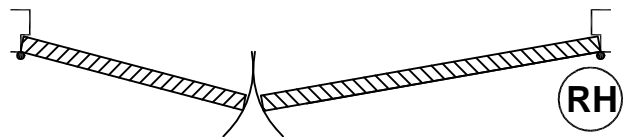
DEFINITION FOR DOUBLE-LEAF HINGED DOORS

HINGE OPPOSITE SIDE



HINGE SIDE
LEFT HAND (active doorleaf)

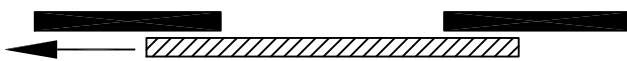
HINGE OPPOSITE SIDE



HINGE SIDE
RIGHT HAND (active doorleaf)

DEFINITION FOR SINGLE-LEAF SLIDING DOORS

BULKHEAD SIDE



LH-Opening

TRACK SIDE

BULKHEAD SIDE



TRACK SIDE

RH-Opening

REVISION.	DATE	DESCRIPTION

customer drawing

PODSZUCK

GmbH
24148 KIEL
KLAUSDORFER WEG 163

SIGN:
Krebs

DRAWING SIZE:



Definitions of Door-Opening

HINGED / SLIDING
DOORS

SCALE
X:X

DATE
13.03.07

PRINCIPLE DRAWING

DRAWING NO
Anschlagsrichtungen_01.DWG

W